



**TLZ AVIGNON**

**2026 :**

**INFORMATION**

**DOCUMENT**

## BEFORE WE START

- Staying in contact
- Notable Links

## WORKSHOP SITES

- Collection Lambert
- Avignon Art School
- Espace YIIY

## GETTING TO AVIGNON

- From the Airport
- From Avignon TGV
- To Hotels

## LODGING :

- Hotel Central
- Hotel Regina
- Hotel Boquier

## TIME IN AVIGNON :

- Avignon TLZ Map
- Walking
- Public transport
- Biking

## MEALS

- Breakfast
- Lunch
- Supermarkets

## EMERGENCY INFO

- Emergency phones
- Medical Information

## LANGUAGE



# BEFORE WE START :

## **STAYING IN CONTACT & NOTABLE LINKS**

Our main place of workshops will be Collection Lambert. All places mentioned in this guide can be found here :

→ [TLZ Avignon Google Maps Link](#)

We have a schedule. Changes to the schedule will always be updated on the online version.

→ [TLZ Avignon Schedule \(online version\)](#)

We will use a WhatsApp group to communicate with everyone during the workshop week. This is where we will share all information and updates. You can also ask questions there.

→ [TLZ Avignon WhatsApp group Link](#)

# WORKSHOP SITES AND PLACES :

During this week of Temporary Landing Zone Workshops, we will spend most of our time during the day at Collection Lambert.

Collection Lambert (main workshop site)

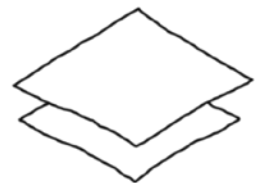
5 Rue Violette

Monday-Friday, 9:30-17:30

Thursday, April 23rd, 19:00-20:30 (Screening)

- There will be a space tour on the first day.
- There will be futons, pillows and cushions to use or lie down on.
- There will be access packs throughout the space to be used and shared.

Outside building :



## Inner courtyard :

Ideal for some fresh air or a lunch break



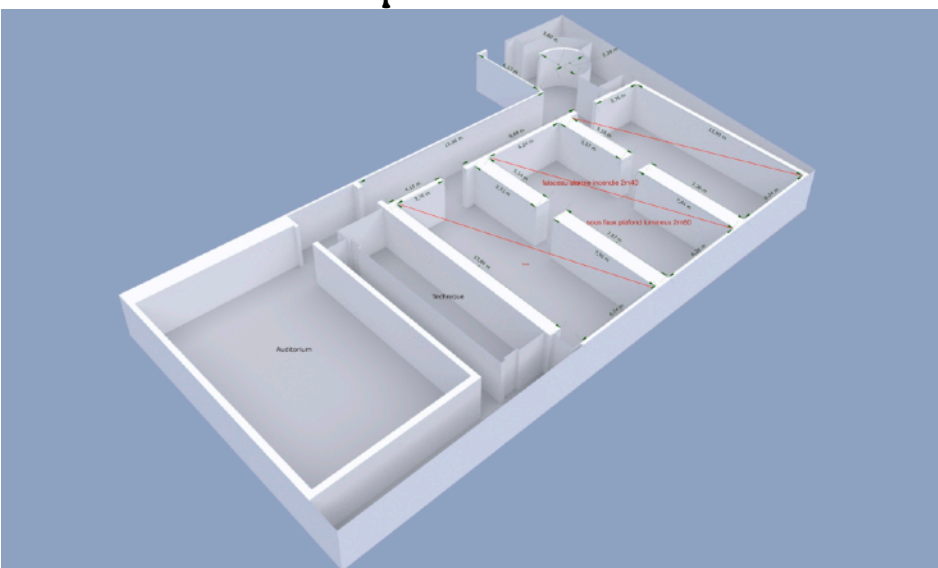
## Studiolo :

Where we will host the TLZ activations,  
open to the public Wednesday and Thursday




## Basement space :

Main workshop areas



Main workshop area  
Basement spaces 1/2/3




Auditorium

TLZ website group and audio recording space.  
Screening room on Thursday evening.



Crash room

A room still close to the workshops if you need to exit, take a break or step away for a moment.



## ESAA Champfleury

1 Rue de la Foire

- Printing for Access Zines group
- Microwaves picnic tables for lunch

Tuesday, April 21st, 18:00-21:00:

- Writing and movement workshop with ESAA students. Held on the ground floor (wheelchair accessible).

There is an accessible restroom on the ground floor. The printer/copier and microwaves are located on the first floor just after you enter the building. The picnic tables are outside on the covered terrace next to the entrance.

Virtual visit of the school's artistic studios:

[Linked Here.](#)



## Espace YIIIIIIY

10 Rue du Chapeau Rouge


Monday, April 20, 19:00-21:00:

Slow movement jam with Lou, Leila and Joe

Wednesday, April 22, 19:00 - 22:00 :

Sci-Fi Anatomy with Lea Kieffer

The YiiiY space is not wheelchair accessible at all. There is a tiny, non-binary restroom and running water.



# ARRIVING IN AVIGNON

## **GETTING FROM THE AIRPORT TO AVIGNON CENTER**

### STEP 1 : ARRIVE MARSEILLE-PROVENCE AIRPORT (Aéroport de Marseille Provence)

Airport Accessibility :

- See a summary : [Link Here](#)
- Full airport map: [Link Here](#)

### STEP 2 : WALK TO BUS STATION

The bus station “Gare Routière” : located  
outside Terminals 1 & 2 baggage claim area



## STEP 3 : BUS 13 to GARE VAMP (VITROLLES AÉROPORT MARSEILLE PROVENCE train station)

- Take Bus 13 toward destination Vitrolles.
- Buses every 15-20 minutes.
- Tickets : from the driver (card, cash) 1.30€
- 2 stops, 5 minutes to Gare VAMP
- Exit at Gare VAMP.

### LIGNE 13

**13A** Aéroport - Gare Vamp - Airbus

**13B** Pierre Plantée - Airbus - Gare Vamp

Un départ vers l'aéroport et Airbus  
**TOUTES LES 12 MINUTES** avec la 13A  
Gare <> Aéroport **EN 6 MINUTES**  
Payez à bord **AVEC VOTRE CB**



## STEP 4 : GARE VAMP to AVIGNON CENTRE

Take a TER train to station Avignon.

- Trains with destination : Avignon Centre
- Frequency of trains vary throughout the day; see schedule online [Link Here](#)
- Duration : 1h to 1h30
- No assigned seating.

Tickets :

- online ([Link Here](#))
- or at machines on the platform : 21.40€

### Gare VAMP Accessibility :

The train station has no elevators, escalators, accessible restrooms or in person assistance.



## GETTING FROM AVIGNON TGV TO AVIGNON CENTRE

### STEP 1 : ARRIVE at AVIGNON TGV

Avignon TGV is 4km outside the city center.

### STEP 2 : AVIGNON TGV → AVIGNON CENTRE

Take the train TER Zou to Avignon Centre train station in the city center.

- The train will depart from track A or B
- Trains with destination Avignon Centre or Carpentras.
- Trains every 30 minutes (last train 22h00)
- 1 stop, takes 5 minutes to Avignon Centre
- No assigned seating

Tickets :

- online ([SNCF Website Link](#))
- or at automated machines on the platform.

Cost: 3.30€

## Gare Avignon TGV Accessibility :

There are : elevators, accessible restrooms, inclined ramps, escalators, wheelchairs and a disabled passenger assistance service.

Detailed accessibility information is available :

[Link here](#)



## Gare Avignon Centre Accessibility :

There are : elevators, accessible restrooms, escalators, wheelchairs and a disabled passenger assistance service. (No ramps)  
Detailed accessibility information is available here: [Link here](#)

If you need personalised passenger assistance with entering/exiting a train, you can reserve it online (up to 24 hours before your voyage):  
[Link here](#)



## **FROM AVIGNON CENTRE TO HOTELS :**

STEP 1 : Arrive at Avignon Centre train station, located directly across the street from the ramparts surrounding the historic city center.

The hotels (Hotel Boquier, Hotel Central and Hotel Regina) are 400-700m from the train station (6-9 minute walk).

### STEP 2 : WALK TO HOTELS

- Hotel Boquier is located 400m from Avignon Centre train station, approx 6 minute walk.
- Hotel Central is located 400m from Avignon Centre train station, approx 6 minute walk.
- Hotel Regina is located 700m from Avignon Centre train station, approx 10 minute walk.

# LODGING

HOTEL CENTRAL (Zagreb Group)

31 Rue de la République

and HOTEL REGINA (Aarhus Group)

6 Rue de la République

General information for Hotel Central and Hotel Regina (both located on Rue de la République and owned by the same company)  
Check-in: 17h00. Check-out: 11h00

Free WIFI

Breakfast options: Two bakeries are located on the same street as the hotels (100-200m): Edgar and Marie Blachère

Breakfast buffet available at both hotels for additional charge (14€)

Access to a courtyard, bar and rooftop bar are available at Hotel Central, but open to those staying at either hotel.

## Hotel Central Accessibility:

The hotel and rooms are not mobility-accessible. Several steps are required to reach reception. Rooms are accessible only by stairs. Reception desk is open 24 hours a day. 150m to Collection Lambert (3-minute walk).

## [Hotel Central Website](#)



## Hotel Regina Accessibility :

The rooms are spread over 5 floors. The first 4 floors are accessible by an elevator, and a staircase leads to the fifth. The hotel and rooms are not mobility-accessible. Several steps are required to reach reception, and the elevator is too small to accommodate wheelchairs. Reception desk is open from 7h00 to 20h00. 450m to Collection Lambert (6-minute walk).

## [Hotel Regina Website](#)



## HOTEL BOQUIER (CR. Crosbie + L. Fritz)

### Hotel Boquier Accessibility :

The hotel and rooms are not mobility-accessible. Rooms are accessible only by stairs. There is no elevator. Rooms are on the 1st and 2nd floors. The hotel is housed in an 18th century building and has 13 rooms. Reception desk open from 8h to 20h. 70m to Collection Lambert (1-minute walk),

6 Rue du Portail Boquier  
[Hotel Boquier Website](#)



# SPENDING TIME IN AVIGNON

## **AVIGNON TLZ MAP LINK**

Avignon's historic city center (“intra-muros”) is surrounded by ramparts (castle walls). The primary modes of mobility in the city center are walking or biking. There is limited access to cars and buses in the city center.

Here is curated map of important sites in Avignon, organised by category:

→ [TLZ Avignon Google Maps Link](#)

1. EAT
2. REST
3. HAVE FUN
4. CITY SIGHTSEEING
5. SLEEP
6. ESSENTIELS
7. WORKSHOP SITES



Avignon tourism guide for accessibility,  
prepared by the Tourism Office :

[Linked here](#)

## WALKING

- The distance from the hotels to all workshop sites is less than 1 km.
- The distance from the hotels to most recommended sites (eat, rest, have fun, sightseeing, essentials) is less than 1km
- Walking times vary but are often between 5 and 20 minutes because the city is small.

### Collection Lambert to ...

- Hotel Boquier 70m (1-minute walk)
- Hotel Central 150m (3-minute walk)
- Hotel Regina 450m (6-minute walk)

### Espace YIIIIIIY to ...

- Hotel Boquier 850m (11-minute walk)
- Hotel Central 700m (9-minute walk)
- Hotel Regina 550m (7-minute walk)

## ACCESS NOTE FOR WALKING AROUND

- Many of the streets and small passages are limited to pedestrians and bicycles.
- Many of the older streets and smaller passages are uneven cobblestones.
- Some of the streets and sidewalks are paved with smooth stone and can be quite slippery when it rains.
- Most streets are flat with very few inclines. However, when moving toward the northern part of the city center, there are slight steady inclines, especially around the Palais des Papes.

## **PUBLIC TRANSPORT**

All public transport information is available here on the ORIZO app :

- [Apple store](#)
- [Google Play](#)

To schedule individual transportation for those who need it, you can do so at [this link](#)

### Public transport intra-muros :

There is a small public transport circuit within the city center (intra-muros) that uses 2 small, free electric bus routes :

- Baladine (BAL)
- Cityzen République (CZR):

Closest BAL and CZR stops to hotels :

- [Stop St. Didier](#), 22 Rue de la République (Hotel Central and Hotel Boquier)
- [Stop Horloge](#), 7 Rue de la République (Hotel Regina)
- [Stop Jaures](#), 46 Cours Jean Jaures (Avignon Centre train station)

## Baladine (BAL) :

A small, free electric bus which circulates roughly every twenty minutes intra-muros, 7h-20h, 7/7. The bus passes directly in front of the Hotel Central and Hotel Regina. The route covers most of the **city center**.

To ride : just wave at the driver who will stop to pick you up. Then let them know when you would like to stop.

The full schedule and map is [Linked Here](#)

This bus is wheelchair accessible and has limited seating (4-6 people).



## Cityzen République (CZR) :

A small, free electric bus which circulates every ten minutes or so intra-muros, 7h-20h, 7/7.

The bus passes directly in front of the Hotel Central and Hotel Regina. The route covers the **western** part of the city center.

To ride, you must go to one of the CZR stops. The schedule and map is [Linked Here](#)

This bus is wheelchair accessible and has limited seating (8-10 people).



## Public transport extra-muros :

Outside the city center (extra-muros), there is a bus and tramway system.

See the ORIZO app for schedules.

Purchase tickets on the TIXIPASS app:

- [Apple Store](#)
- [Google Play](#)

# BIKING

Vélopop' is an electric bike rental service.

The rental locations closest to the hotels have been indicated on the map.

To rent a bike, download the app Vélopop'.

- [Apple Store](#)
- [Google Play](#)

## COST :

- 0.50€ for first 30 minutes, then .10€ per minute
- 2€ for 24-hour rental, with unlimited 30-minute segments



## MEALS

Unlike the workshops in Aarhus and Zagreb, the meals will not be collective.

We will be free to eat breakfast, lunch and dinner individually, in small groups, or in large groups.

## **PAYING :**

Avignon is bank card friendly. Some places may have a card minimum, which could be 2, 5 or 10 euro depending on the business. You can take money out at most banks.

## **GENERAL FACILITIES :**

Water from the tap is drinkable.

Avignon offers limited free wifi spots in the city center. Free wifi map (unverified)

Sometimes the brick buildings can make getting wifi difficult.



## BREAKFAST

Breakfast buffet available at Hotel Central and Hotel Regina for an additional charge (14€)

The most affordable options are boulangeries (bakeries) located right next to the hotels:

- Edgar, 14 Rue de la République, 7:00-19:30 (100-200m from Hotel Central and Hotel Regina)
- Marie Blachère, 10 bis Rue de la République, 7:00-19:30 (100-200m from Hotel Central and Hotel Regina)
- Les Saveurs des Sillons, 5 Bd Raspail, 6:30-19:30 (35m from Hotel Boquier, 150m from Hotel Central)

## LUNCH

There will be time each day to eat lunch slowly. We will start each afternoon session with a nap at 14h00.

You can picnic in the Collection Lambert courtyard or in Square Agricole Perdiguier (150m, 2-minute walk from Collection Lambert).

You can also eat at ESAA Champfleury, the school's artistic studio site, where microwaves are available (1 Rue de la Foire, 700m, 10-minute walk)

There are many restaurant and supermarket recommendations available on the [TLZ Avignon Google Maps Link](#) in close proximity to the hotels and Collection Lambert, including plant-based options.

## Boulangeries/Bakeries (see map 4. EAT)

French bakeries often sell ready to eat lunches such as a large variety of sandwich options, including quiches, pizzas, or other savoury baked goods, and sometimes salad boxes. They often sell coffee too. Sometimes they have indoor seating.

## Cafés and Bistrots (see map 4. EAT)

Sometimes coffee places offer things to eat for lunch. These may include omelettes or grilled cheese dishes, but they may be more expensive than a boulangerie and much more expensive than the supermarket. They often offer outdoor seating, traditionally this seating would be facing the street and may be noisy and may not protect against the elements.

## SUPERMARKETS (see map 6. ESSENTIELS)

- Carrefour Express/ Carrefour City : most expensive corner shop style supermarket (100-200m from hotels and Collection Lambert)
- Monoprix : expensive (100-200m from hotels and Collection Lambert)
- Franprix : less expensive
- E. Leclerc : cheapest option but further out; can go by bus (take bus C2 in Gare Centre next to the tramway station, direction Hôpital and stop at Eisenhower) or by walking (1.1km, 15-20 minutes) .

## EMERGENCY CONTACTS :

Call the following numbers in case of emergency

- **18 FIRST AID RESPONDERS:** call if there is an accident and a first responder will direct you on the steps to follow
- **17 POLICE:** call in case of the following events: violence (physical, domestic, sexual), snatch theft (having a valuable item such as a handbag, cell phone, or jewelry snatched from you), a traffic accident involving injuries and posing a risk to other road users, ...
- **15 SAMU:** call anytime you have an accident or illness and you will receive advice on steps to follow during an emergency medical telephone consultation with doctors
- **112 :** a common emergency telephone number that can be dialled free of charge from most mobile telephones and, in some countries, fixed telephones in order to reach emergency services.

## **MEDICAL INFORMATION :**

### Walk-in health clinic URGENCEMED

111 Av. Saint-Ruf, 84000 Avignon, 9h-22h, 7j/7

NOTE: This clinic is outside the city center, located 1.6 kilometers from the hotels. For public transit, take Tram T1 at Gare Centre (direction St Chamand) and exit at Place St Ruf.

### PHARMACIES

There are two pharmacies located less than 100m from the hotels:

- Pharmacie Principale Avignon - Boticinal, 25 Rue de la République, Monday-Saturday, 8h-20h
- Grande Pharmacie Grégoire, 7 Rue de la République, Monday-Saturday, 8h-20h



## ONLINE HEALTH CONSULTATIONS

- Aprium Grande Pharmacie des Halles  
For tele-consultations and access to basic health screening (temperature, tension, heartrate, etc.).

52 Rue de la Bonneterie,

+ 33 0490825427

Monday-Friday 8h45-13h, 14h-19h15,

Saturday 8h30-16h

- QARE: <https://www.qare.fr/>

Rapid online medical consultations, but the website is only in French (Avignon people can assist if needed)

# LANGUAGE

People have different francophone accents throughout the world, and the accent in Avignon may sound different to the French Parisian accent you may be used to. Don't hesitate to try to speak a little French !

## English → French

Hello : Bonjour

Goodbye : Bonne journée / Au revoir

Thank You : Merci

Please : S'il vous plait

You're Welcome : De rien / Pas de Problème

Sorry : Désolé / Pardon

Can you help Me ? : Pouvez m'aider ?

Yes / no : Oui / Non

Nice : Bien

Goodbye : Au revoir

Rest : Repos

Nap : Sieste

Sleep : Sommeil

Temporary Landing Zone :  
Zone d'Atterrissage Temporaire

